

ErgoTech

ΠΛΗΡΟΦΟΡΙΚΗ ΔΙΔΑΣΧΩΝ ΕΡΓΩΝ



9 Ν. μ 17123 : (210) 9370032, 9347234 - 697.2014286 fax: 210.9347234
INTERNET web site : http://www.ergotech.gr email: nkyra@tee.gr

USB Stick drive)

CD-ERGOTECH

1. μ windows / μ ... USB

2. Windows () μ μ « / μ)

3. μ Init (.exe) .

(: Windows 7 8 μ «Init.exe»

μ « _____ »

Windows 8.1 μ

μ [Command Prompt (Admin)]

μ (μ μ μ)

μ : (_____)

μ H: (Enter)

μ μ

μ Init (Enter)

4. μ μ μ F5 (

) - (>>) μ


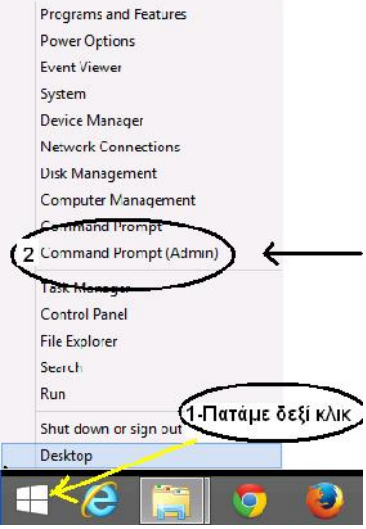


μ “ErgoTech” μ _____

μ μ μ μ .

μ 3 μ

μ μ

μ / . μ μ μ « μ »


5. BackUp ERGOTECH

μ μ μ (. . μ μ) (BackUp db.bat)
μ μ μ -backup μ

1- WINDOWS VISTA

H/Y μ MS

Windows Vista ο μ :
μ [](Start) [μ](Settings) → [](Control Panel),
μ [] (Classical View)
μ [μ] (User Accounts)



“ μ μ ”
(User Account changes)-Make changes to your account

“Turn User Account On or Off”

μ μ μ μ μ μ
“ Windows ”
μ μ μ μ μ μ
“ (UAC)

=Turn on User Account Control (UAC) to make your computer more secure=

“ μ ” ()
[] μ μ (UAC)
=Use on User Account Control (UAC) to help protect your computer»

2- WINDOWS 7

μ Windows 7 μ
μ (UAC).
μ (μ Windows)
μ (Getting started) μ
μ " μ UAC" (Change UAC settings) μ
μ " μ " (Never notify me).
ERGOTECH USB μ CD. μ

3- WINDOWS 8, 8.1

μ Windows 8 μ
μ (UAC).
μ (Windows key (= μ)+). μ menu μ
Control Panel / User Accounts / Change User Account Control Settings
(/ μ / μ UAC)
μ μ " μ μ " (Never notify me).
ERGOTECH USB μ μ μ μ